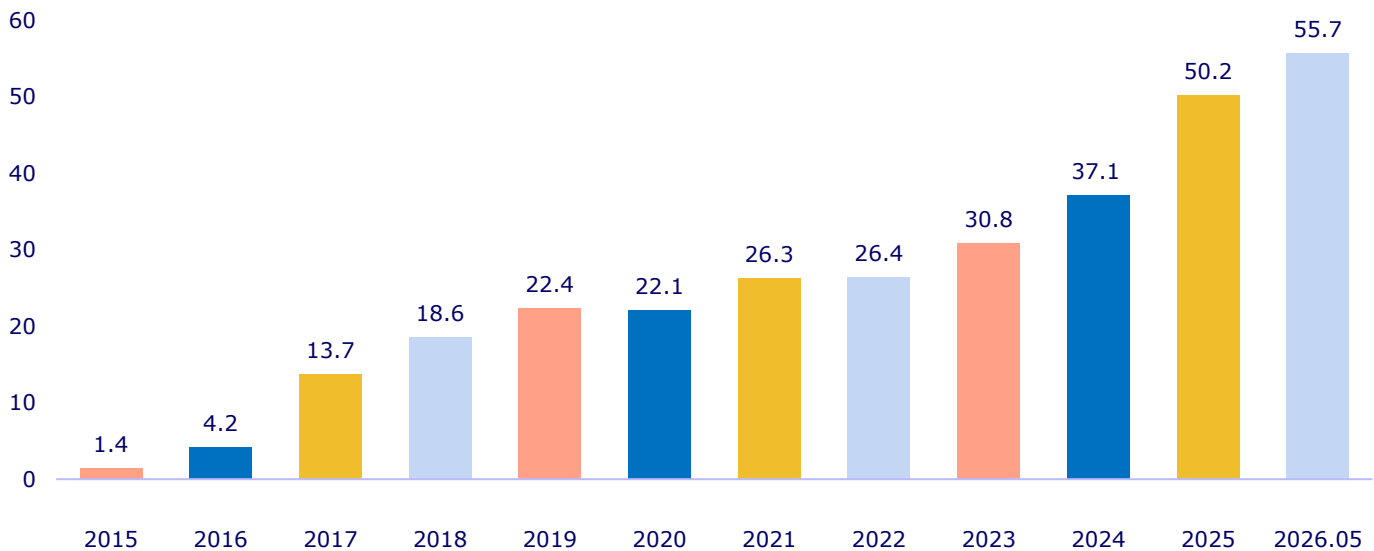


INVESTMENT STRATEGY

The fund provides short- and medium-term financing to promising businesses by investing in private debt. Financing is mainly provided in the form of direct lending, growth financing, bridge financing, mezzanine-type financing and other financial instruments.

Investors may purchase units of the fund each month and, after a lock-in period of 12 months, may redeem them each calendar quarter. This flexible model offers high liquidity and thus is attractive to investors who seek to combine return on investment with the ability to realise their investment quickly.

FUND RESULTS**Fund Net Asset Value, mEUR****Fund Unit Value history, EUR**

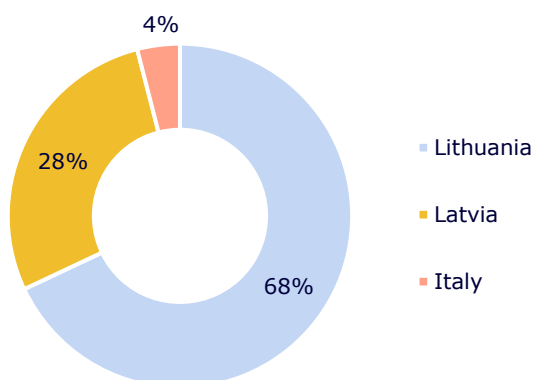
Year / month	1	2	3	4	5	6	7	8	9	10	11	12	Annual value change, %
2026	225.7932	227.2376	228.9183	230.2788	231.8720								3.15
2025	207.5296	209.0273	210.7985	212.5297	214.2562	215.9232	217.5331	219.2443	220.6864	222.5396	223.7012	224.7839	9.16
2024	196.6737	198.1188	199.6517	201.3838	194.5239	196.2037	198.0695	199.5933	201.2256	202.8033	204.3186	205.9153	5.55/ 9.60*
2023	181.8568	182.9075	183.8720	184.7102	185.7215	186.6253	187.9932	189.3647	190.6778	192.1168	193.6010	195.0806	7.82
2022	169.6861	170.6290	171.7032	172.6002	173.4289	174.2514	175.3007	176.4397	177.4211	178.5829	179.7412	180.9329	7.33
2021	160.9710	161.4421	162.4652	163.2391	163.6909	164.0612	164.4784	165.2970	166.0865	166.8479	167.6846	168.5824	5.28
2020	149.2787	150.1068	151.0094	151.8863	152.7532	153.6807	154.9388	156.1504	157.3309	158.1126	159.2050	160.1332	7.87
2019	137.9463	138.9065	139.7833	140.5907	141.4357	142.2917	143.1221	144.1780	145.2244	146.3859	147.4390	148.4506	8.37
2018	127.3612	128.2564	129.1204	129.9407	130.8587	131.7750	134.3728	134.6450	134.9292	135.5826	136.2595	136.9795	8.31
2017	116.4333	117.3518	118.2367	119.1724	120.0675	121.0003	121.8920	122.8058	123.7121	124.6259	125.5431	126.4667	9.44
2016	106.0877	106.9052	107.7425	108.5976	109.4230	110.2837	111.0999	111.9443	112.8229	113.7244	114.6200	115.5594	9.70
2015	-	-	-	-	100	100.7052	101.4182	102.1740	102.9454	103.7253	104.5234	105.3381	5.34

Fund Unit Value change, %

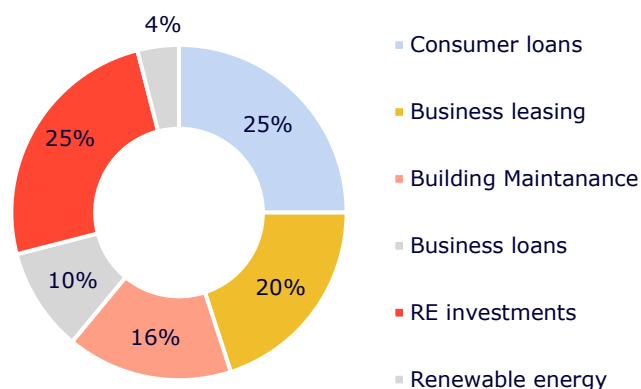
1 MONTH	3 MONTHS	6 MONTHS	12 MONTHS	SINCE INCEPTION
0.69	2.04	3.65	8.22	131.87

* The change in the value of fund units in 2024, considering the Fund's performance results without one-off factors

TARGET COMPANIES' GEOGRAPHY



TARGET COMPANIES' SECTORS



FUND FACTS

Fund name	INVL Bridge Finance
Fund Manager	UAB „INVL Asset Management“
Legal form and type	Open-ended fund for well-informed investors
Inception	24/03/2015
ISIN	LTIF00000633
Fund unit price	231.8720 EUR
Fund size	55 681 151.29 EUR
Minimum investment	30 000 EUR
NAV valuation / subscriptions	Monthly
Redemptions	Quarterly (first 12 months „lock-in“)
Depository	AB Artea bankas
Audit	UAB „KPMG Baltics“
Annual management fee	2%
Subscription / redemption fee	Up to 2% / 0%

FUND INDICATORS

49.8% Average fund portfolio LTV	11.9% Average bond yield
4.4 months Average bond portfolio duration	59.2 mEUR Portfolio turnover (LTM)
28 Company count	22 Realised investments

This is a marketing communication. Before making a decision to invest in the collective investment undertaking (the "CIU"), investors should familiarise themselves with the CIU's establishing and distribution documents, as well as other pre-contractual information describing the CIU's characteristics, objectives and investors' rights, and should not rely solely on the information contained in this document.

This document is intended for distribution in the Republic of Lithuania and may be distributed in other Member States of the European Union, provided that the applicable legal requirements are complied with. The purpose of this document is to present the structure of the CIU and its key features.

This document is intended solely for professional and/or informed investors, as defined under the Law of the Republic of Lithuania on Collective Investment Undertakings Intended for Informed Investors. The CIU's investment units or shares may not be offered or distributed to any other persons. The securities described in this document have not been registered under the U.S. Securities Act of 1933 and may not be offered or sold in the United States of America.

This document does not constitute a personal investment recommendation, and the information provided herein does not take into account the specific investment objectives, financial situation or individual needs of any investor. The provision of this document should not be construed as an offer or recommendation to buy or sell any securities, including in any jurisdiction where such an offer or recommendation would be unlawful.

The CIU's investment units or shares may be unsuitable for certain investors. Before making an investment decision, investors should independently assess all aspects of investing in the CIU, including the associated risks, and, where appropriate, seek advice from independent legal, tax or financial advisers.

To the extent permitted by applicable law, INVL Asset Management, UAB (the "INVL"), acting as the management company of the CIU, shall not be liable for any losses incurred as a result of reliance on the information contained in this document, as such information cannot be regarded as a comprehensive disclosure of all risks associated with investing.

The return figures presented in marketing materials may differ from the returns disclosed in the Key Information Document (the "PID"), as they may be calculated based on different assumptions, including the timing of interim distributions. The returns disclosed in the PID are calculated in accordance with applicable legal requirements and are not directly comparable to the return examples or scenarios presented in marketing materials.

References to sustainability in this material relate only to the specific characteristics, factors or indicators expressly described herein and should not be construed as a representation that the CIU is "more sustainable" in a general sense or aligned with any standard or label, unless explicitly stated in the CIU documentation. Sustainability risks are integrated into the investment decision-making process alongside other financial and non-financial criteria. The prioritisation of these criteria may vary depending on the objectives and characteristics set out in the relevant CIU documentation; in some cases, other factors may be decisive, without prejudice to the product's stated commitments.

Any market analysis, forecasts, target returns, valuations and other information contained in this document, if provided, constitute forward-looking assessments only. Such assessments are based on assumptions and market conditions prevailing at a particular point in time, which may change over time, and do not guarantee future performance of the CIU. The actual returns achieved by the CIU or other investment-related entities may differ materially from the assessments presented in this document. This information should not be relied upon for the purpose of making investment decisions.

The information contained in this document has been prepared by INVL or is based on sources available to INVL at the relevant time and considered by it to be reliable. Unless stated otherwise, the data presented herein is unaudited. Economic and market conditions may change and affect the information contained in this document; accordingly, such information may no longer reflect subsequent circumstances as conditions evolve.

This document is intended solely for you. You are requested not to distribute or share this document with any other persons, except those duly authorised by you (such as directors, members of management bodies, officers, employees, agents or representatives). Your authorised persons may use the information contained herein exclusively for the purpose of evaluating an investment in the CIU referred to in this document and for no other purpose, and must ensure that such information is not disclosed to any third parties. Without the prior written consent of INVL Asset Management, it is not permitted to (i) copy any part of this document in any form or by any means, or (ii) distribute this document or its contents.

The electronic transmission of this document, including by email, may not always be secure or error-free, as the information may be intercepted, corrupted, lost, destroyed, delayed, incomplete, or infected with viruses. Accordingly, the sender shall not be liable for any errors or omissions in the contents of this document arising as a result of electronic transmission. If you wish to verify the information, please contact INVL to request a hard copy of this document.

UAB „INVL Asset Management“

Gynėjų str. 14

LT-01110 Vilnius

+370 629 16 488

<https://bridge.invl.com>
bridge@invl.com